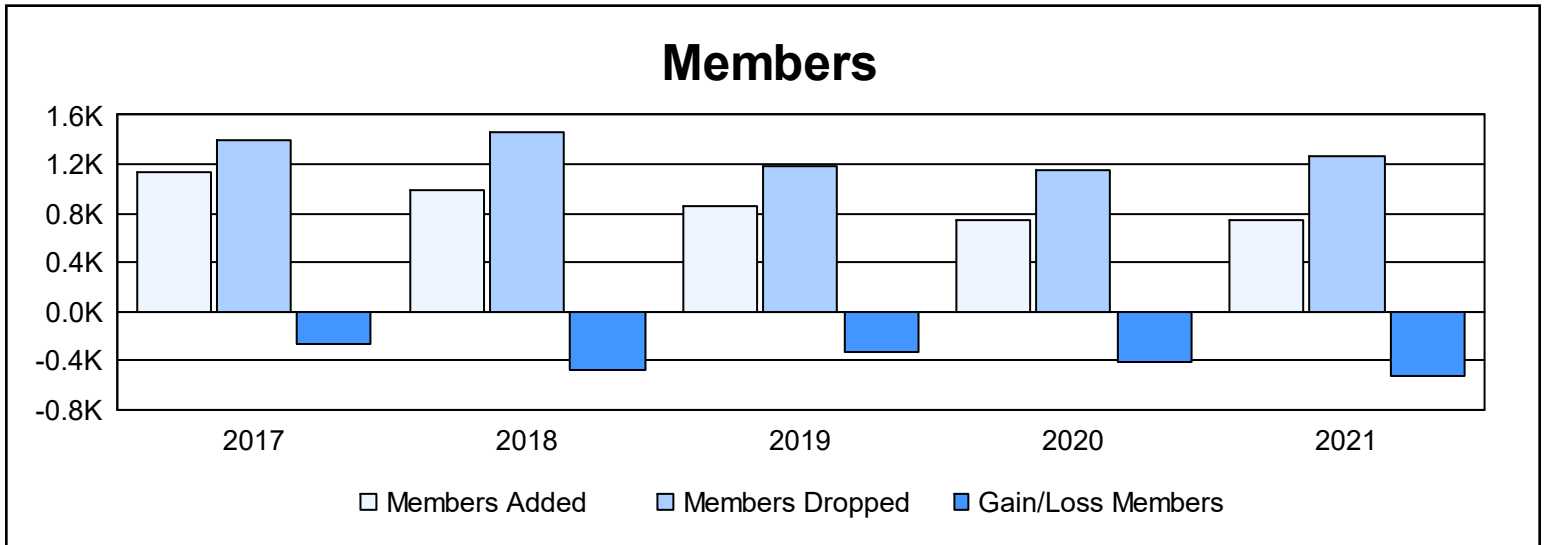
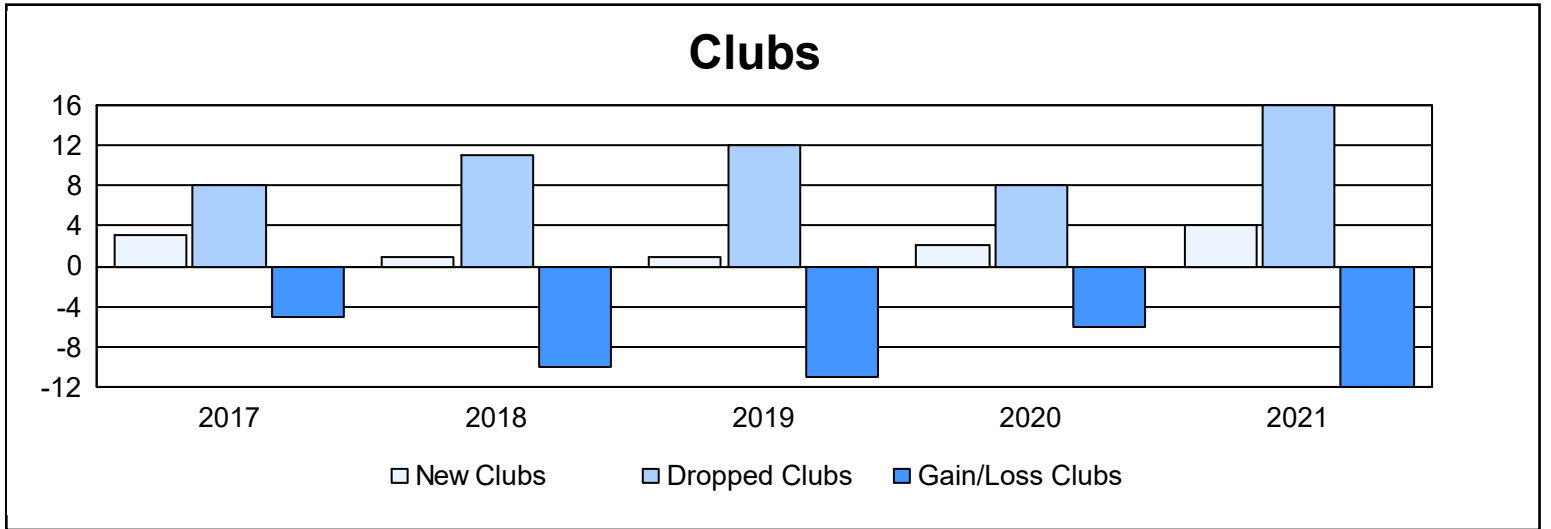
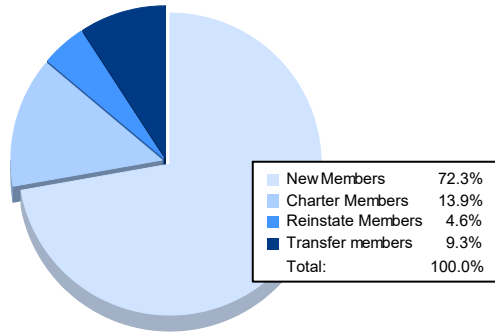


Year	New Clubs	Dropped Clubs	Gain/ Loss Clubs	New Members	Charter Members	Reinstate Members	Transfer Members	Total Member Added	Total Members Dropped	Gain/ Loss Members
2016-2017	3	8	-5	964	90	35	38	1,127	1,393	-266
2017-2018	1	11	-10	836	37	36	76	985	1,462	-477
2018-2019	1	12	-11	731	38	48	34	851	1,181	-330
2019-2020	2	8	-6	583	58	56	48	745	1,149	-404
2020-2021	4	16	-12	537	103	34	69	743	1,271	-528
Average	2	11	-9	730	65	42	53	890	1,291	-401



Membership Composition June 2021 Cumulative



Gender Composition June 2021 Cumulative

